

MgO SIP external wall - cavity with cement board

Exterior wall
created on 6.4.2019

Thermal protection

$U = 0,20 \text{ W/(m}^2\text{K)}$

EnEV Bestand*: $U < 0,24 \text{ W/(m}^2\text{K)}$



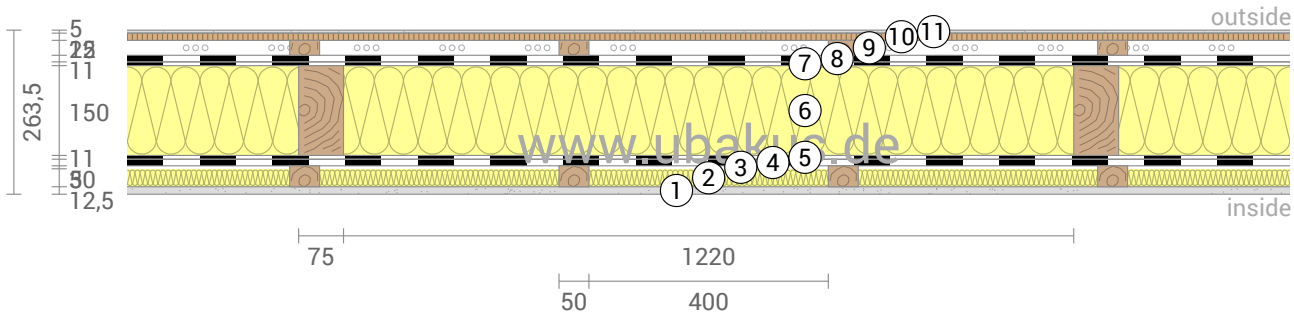
Moisture proofing

Dries 22 days
Condensate: 79 g/m^2
Wood moisture: $+0,1\%$



Heat protection

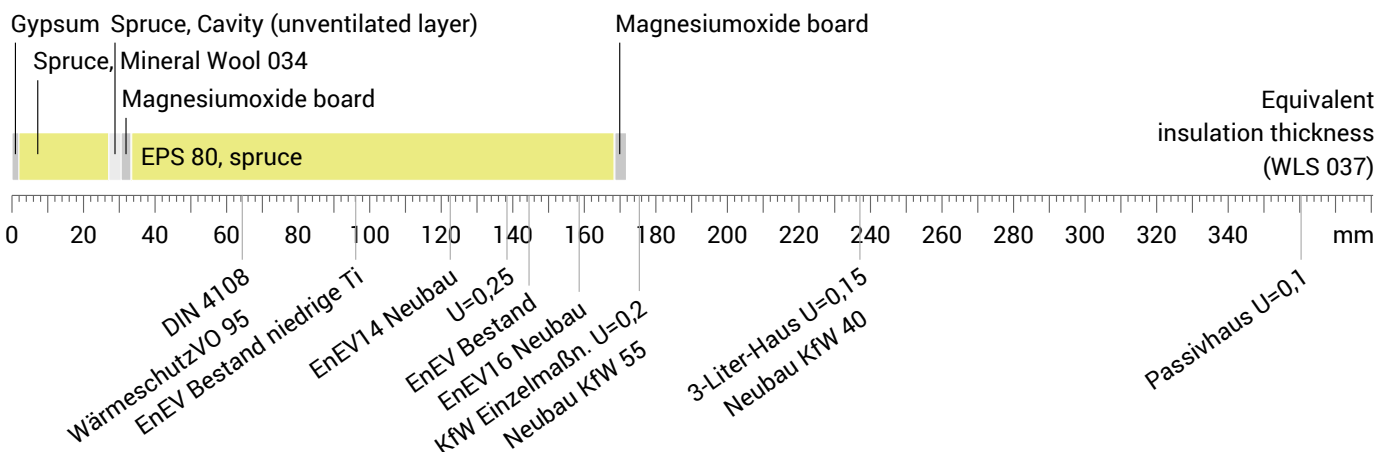
Temperature amplitude damping: 6,3
phase shift: 7,2 h
Thermal capacity inside: $21 \text{ kJ/m}^2\text{K}$



- | | |
|---|--|
| ① Gypsum (12,5 mm) | ⑦ Polyurethan Adhesive Macroplast UR 7225B |
| ② Mineral Wool 034 (30 mm) | ⑧ Magnesiumoxide board |
| ③ Cavity (5 mm) | ⑨ Cavity (25 mm) |
| ④ Magnesiumoxide board | ⑩ Cement-bonded particleboard (12 mm) |
| ⑤ Polyurethane Adhesive Macroplast UR 7225B | ⑪ Rendering System (5 mm) |
| ⑥ EPS 80 (150 mm) | |

Impact of each layer and comparison to reference values

For the following figure, the thermal resistances of the individual layers were converted in millimeters insulation. The scale refers to an insulation of thermal conductivity $0,037 \text{ W/mK}$.



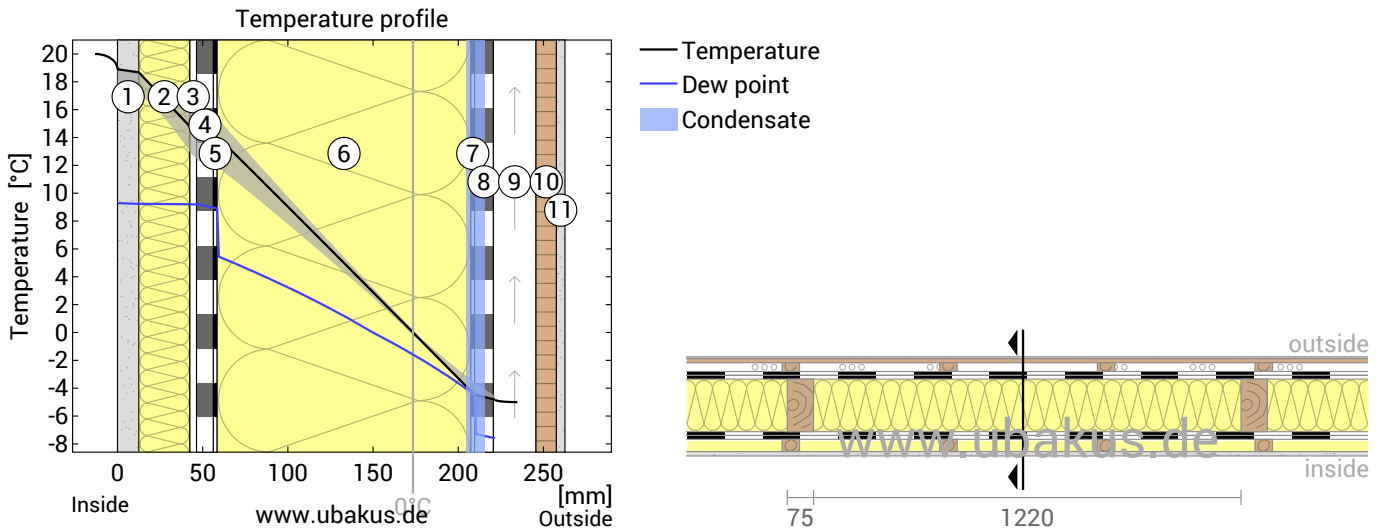
Inside air : $20,0^\circ\text{C} / 50\%$
Outside air: $-5,0^\circ\text{C} / 80\%$
Surface temperature.: $17,7^\circ\text{C} / -4,8^\circ\text{C}$

sd-value: 12,4 m

Thickness: 26,4 cm
Weight: 62 kg/m^2
Heat capacity: $38 \text{ kJ/m}^2\text{K}$

MgO SIP external wall - cavity with cement board, U=0,20 W/(m²K)

Temperature profile



- ① Gypsum (12,5 mm)
- ② Mineral Wool 034 (30 mm)
- ③ Cavity (5 mm)
- ④ Magnesiumoxide board
- ⑤ Polyurethane Adhesive Macroplas...
- ⑥ EPS 80 (150 mm)
- ⑦ Polyurethan Adhesive Macroplast...
- ⑧ Magnesiumoxide board
- ⑨ Cavity (25 mm)
- ⑩ Cement-bonded particleboard (12 mm)
- ⑪ Rendering System (5 mm)

Left: Temperature and dew-point temperature at the place marked in the right figure. The dew-point indicates the temperature, at which water vapour condensates. As long as the temperature of the component is everywhere above the dew point, no condensation occurs. If the curves have contact, condensation occurs at the corresponding position.

Right: The component, drawn to scale.

Layers (from inside to outside)

#	Material	λ [W/mK]	R [m²K/W]	Temperatur [°C]		Weight [kg/m²]
				min	max	
Thermal contact resistance*						
1	1,25 cm Gypsum	0,250	0,130	17,7	20,0	
2	3 cm Mineral Wool 034	0,034	0,882	17,2	18,9	8,5
	3,5 cm Spruce (Width: 5 cm)	0,130	0,269	13,0	18,7	0,5
3	0,5 cm Cavity (unventilated layer)	0,045	0,110	15,7	18,3	1,9
4	1,1 cm Magnesiumoxide board	0,155	0,071	12,3	16,1	0,0
5	0,1 cm Polyurethane Adhesive Macroplast UR 7225B	0,170	0,006	11,8	15,7	10,4
6	15 cm EPS 80	0,037	4,054	11,8	15,3	0,3
	15 cm spruce (5,8%)	0,130	1,154	-4,5	15,3	2,3
7	0,1 cm Polyurethan Adhesive Macroplast UR 7225B	0,170	0,006	-3,8	12,7	4,1
8	1,1 cm Magnesiumoxide board	0,155	0,071	-4,5	-3,6	0,3
Thermal contact resistance*						
9	2,5 cm Cavity (ventilated layer)		0,130	-4,8	-3,7	10,4
10	1,2 cm Cement-bonded particleboard			-5,0	-4,5	
11	0,5 cm Rendering System			-5,0	-5,0	0,0
26,35 cm Whole component			4,889			14,4
						7,5
						61,9

*Thermal contact resistances according to DIN 6946 for the U-value calculation. Rsi=0,25 and Rse=0,04 according to DIN 4108-3 were used for moisture proofing and temperature profile.

Surface temperature inside (min / average / max): 17,7°C 18,7°C 18,9°C
 Surface temperature outside (min / average / max): -4,8°C -4,8°C -4,5°C

MgO SIP external wall - cavity with cement board, $U=0,20 \text{ W}/(\text{m}^2\text{K})$

Moisture proofing

For the calculation of the amount of condensation water, the component was exposed to the following constant climate for 90 days: inside: 20°C und 50% Humidity; outside: -5°C und 80% Humidity. This climate complies with DIN 4108-3.

Under these conditions, a total of 0,079 kg of condensation water per square meter is accumulated. This quantity dries in summer in 22 days (Drying season according to DIN 4108-3:2018-10).

#	Material	sd-value [m]	Condensate		Weight [kg/m ²]
			[kg/m ²]	[Gew.-%]	
1	1,25 cm Gypsum	0,05	-		8,5
2	3 cm Mineral Wool 034	0,03	-		0,5
3	3,5 cm Spruce (Width: 5 cm)	0,70	-	-	1,9
4	0,5 cm Cavity (unventilated layer)	0,01	-		0,0
5	1,1 cm Magnesiumoxide board	0,29	-		10,4
6	0,1 cm Polyurethane Adhesive Macroplast UR 7225B	3,00	-		0,3
7	15 cm EPS 80	6,00	0,073		2,3
	15 cm spruce (5,8%)	3,00	0,0061	0,1	4,1
8	0,1 cm Polyurethan Adhesive Macroplast UR 7225B	3,00	0,079		0,3
9	1,1 cm Magnesiumoxide board	0,29	-		10,4
	26,35 cm Whole component	12,45	0,079		61,9

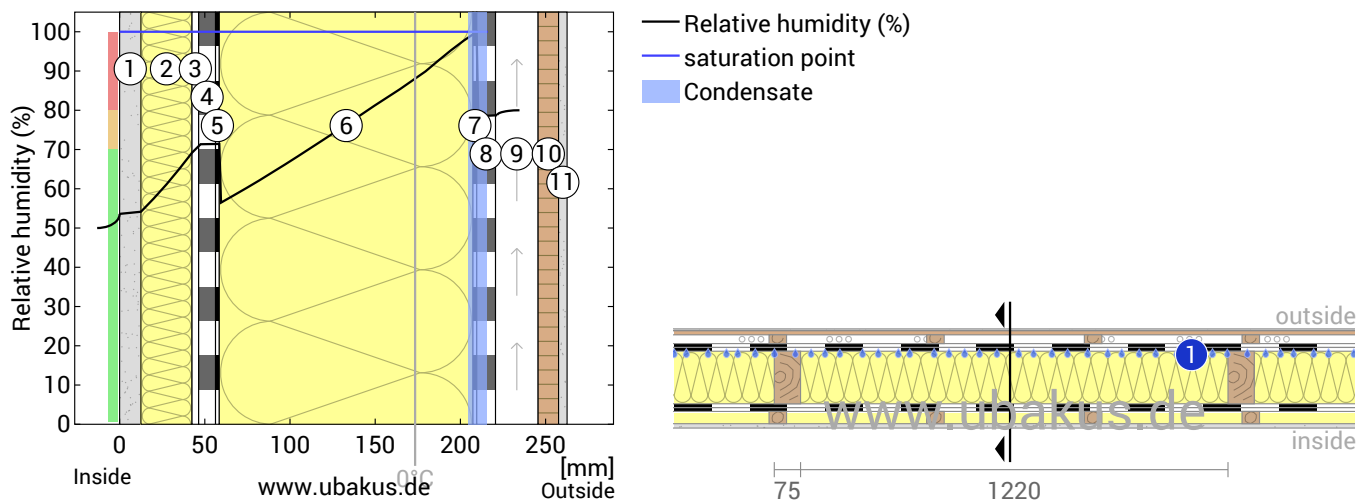
Condensation areas

- ① Condensate: 0,079 kg/m² Affected layers: Polyurethan Adhesive Macroplast UR 7225B, EPS 80, spruce, spruce

Humidity

The temperature of the inside surface is 17,7 °C leading to a relative humidity on the surface of 58%. Mould formation is not expected under these conditions.

The following figure shows the relative humidity inside the component.



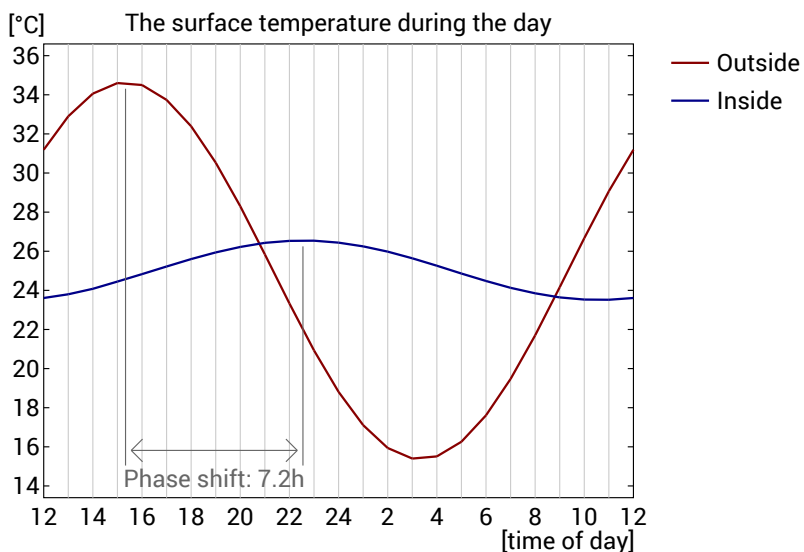
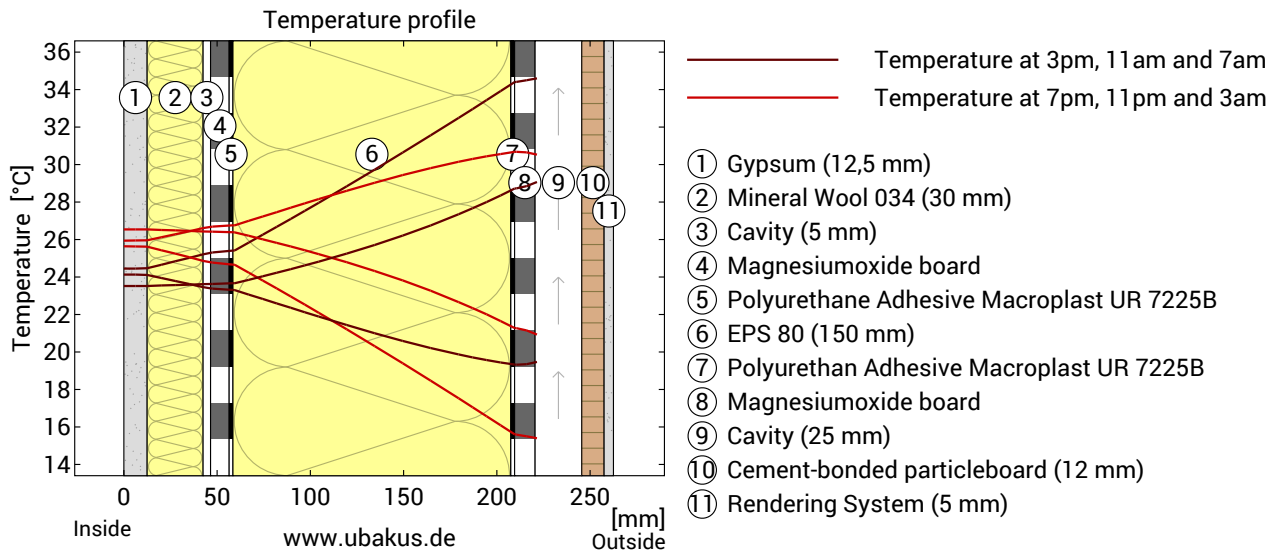
- | | | |
|----------------------------|--------------------------------------|---------------------------------------|
| ① Gypsum (12,5 mm) | ⑤ Polyurethane Adhesive Macroplas... | ⑨ Cavity (25 mm) |
| ② Mineral Wool 034 (30 mm) | ⑥ EPS 80 (150 mm) | ⑩ Cement-bonded particleboard (12 mm) |
| ③ Cavity (5 mm) | ⑦ Polyurethan Adhesive Macroplast... | ⑪ Rendering System (5 mm) |
| ④ Magnesiumoxide board | ⑧ Magnesiumoxide board | |

Notes: Calculation using the Ubakus 2D-FE method. Convection and the capillarity of the building materials were not considered. The drying time may take longer under unfavorable conditions (shading, damp / cool summers) than calculated here.

MgO SIP external wall - cavity with cement board, $U=0,20 \text{ W}/(\text{m}^2\text{K})$

Heat protection

The following results are properties of the tested component alone and do not make any statement about the heat protection of the entire room:



Top: Temperature profile within the component at different times. From top to bottom, brown lines: at 3 pm, 11 am and 7 am and red lines at 7 pm, 11 pm and 3 am.

Bottom: Temperature on the outer (red) and inner (blue) surface in the course of a day. The arrows indicate the location of the temperature maximum values. The maximum of the inner surface temperature should preferably occur during the second half of the night.

Phase shift*	7,2 h	Heat storage capacity (whole component):	38 kJ/m ² K
Amplitude attenuation **	6,3	Thermal capacity of inner layers:	21 kJ/m ² K
TAV ***	0,158		

* The phase shift is the time in hours after which the temperature peak of the afternoon reaches the component interior.

** The amplitude attenuation describes the attenuation of the temperature wave when passing through the component. A value of 10 means that the temperature on the outside varies 10x stronger than on the inside, e.g. outside 15-35 °C, inside 24-26 °C.

*** The temperature amplitude ratio TAV is the reciprocal of the attenuation: $TAV = 1 / \text{amplitude attenuation}$

Note: The heat protection of a room is influenced by several factors, but essentially by the direct solar radiation through windows and the total amount of heat storage capacity (including floor, interior walls and furniture). A single component usually has only a very small influence on the heat protection of the room.

The calculations presented above have been created for a 1-dimensional cross-section of the component.